

For students entering grade 4

June 2022

Dear Families,

Summer is almost here! It's time to relax, and get some outdoor time. Given yet another crazy year, it's very important for children to **read regularly**. Research shows that frequent reading reduces the "summer slide," when children lose some of the reading gains from the previous school year. To keep this to a minimum, TCCS has summer reading requirements for all students entering grades 1-8.

Below is the **summer reading assignment for students entering grade 4**. (This is also available on the TCCS website).

1. **Fiction:** All incoming 4th grade students must read **two (2) fiction chapter books** over the summer. **One must be completed in July and the other in August.**

Reading Response Menu: For **each** of your **fiction chapter books**, complete activities from the Summer Reading Response Menu on Page 2. (see below).

- You are required to do **all three (3)** of activities at the top of the Summer Reading Response Menu (under the **blue** bar).
- Then choose **(2)** of the choice activities (under the **yellow** bar).

Reading responses are **due on the FIRST day of class** of the new school year.

🎉 **Students will receive up to 150 PBIS points for completing their summer reading assignment!!** 🎉


Wishing you a safe and relaxing summer!



Ms. Gail Lazaroff

The 3-4 ELA teachers

Ms. Taylor Morgan



Summer Reading Response Menu - grade 4

REQUIRED activities: You must complete ALL of these - Character, Problem/Solution, Events

1. Characters

Describe 2 **main characters**. For EACH character, choose a **character trait** that would describe him/her. What evidence supports this trait?



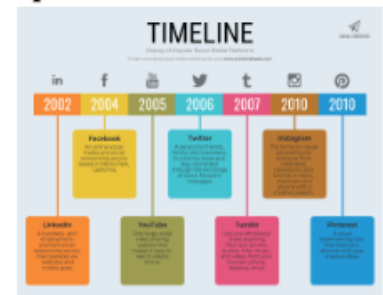
2. Problem/solution

What is the biggest problem that the main character faces? How did it get solved?



3. Events:

Describe three events that happen to lead to the problem being solved. Please write this in **complete sentences**.



CHOOSE TWO of the activities below

4. Draw a detailed **COLOR** picture of the **setting** of the story. At the bottom of your picture, write a sentence that describes what you are drawing.



5. Write a summary (**at least 2-5 sentences**) of the ending of the book. Then **rewrite the ending** in **2-5 sentences minimum**.

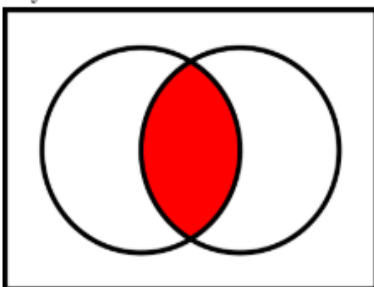


6. Make a **comic strip** of **at least five frames** that show important events in the story.



7. Character compare/contrast

Name one of the main characters. How is this character alike or different from you? Write a **paragraph** explaining how you are alike and different.



8. Write and perform a **song, rap, or rhyme** in order to retell the story. Make sure to include the key details from the beginning, middle, and end.



9. If you were the **main character**...what would you do differently to solve the problem? Write a **paragraph** describing the actions YOU would take, and how you think it would work out.



SUMMER READING RESPONSE MENU ACTIVITIES

Book title: _____

1. Characters (Required)

Directions: Describe 2 **main characters**. For EACH character, choose a **character trait** that would describe him/her. What evidence supports this trait? See the sample below.

Example: **Character:** Sam
Trait: bossy
Evidence: When he was working on the group project, he told all the other group members what to do.

Character #1

Character: _____

Trait: _____

Evidence: _____

Character #2

Character: _____

Trait: _____

Evidence: _____

2. Problem/Solution (Required)

Directions: What is the biggest problem that the main character faces? How did it get solved?

Example:

Problem: No one wants to work with him. His teacher tells him he has to work with a partner, so Sam has to figure out how he can convince a classmate to work with him.

Solution: Sam asks Matt, a boy who has bullied Sam in the past. Matt agrees to work with Sam on the project. After two weeks of working together, the project comes out great, and Sam and Matt end up becoming friends.

Problem:

Solution:

3. Events (Required)

Directions: Describe three events that happen to lead to the problem being solved. Please w

Example:

Event 1. Sam brings colored paper and other supplies to share with his classmates.

Event 2. Sam invites his classmates to his house for a pool party.

Event 3. Sam promises Matt that if they work together, Matt can make the final decisions on which project to make and be the first one to choose which parts of the project to work on.

Event 1:

Event 2:

Event 3:

CHOOSE TWO FROM ACTIVITIES 4 THROUGH 9.
Scroll down to find the activities you want to do.

4. Setting: Print this page and draw a detailed **COLOR** picture of the **setting** of the story. At the bottom, write a sentence that describes what you are drawing. **(You can also do this on a blank piece of white copy paper.)**



5. Summary: Write a summary (at least 2-5 sentences) of the ending of the book. Then write a different ending in 2-5 sentences (minimum).

Summary of the ending of the book:

Your rewritten ending:

6. Comic Strip: Make a comic strip of at least three frames that show important things that happen in the story. *Print the paper below on Page 7 to make your comic strip.*

7. Character Compare/Contrast

Name one of the main characters. How is this character alike or different from you? Write a **paragraph** explaining how you are alike and different.

Character name: _____

Compare and contrast paragraph:

8. Song, Rap, Rhyme: Write and perform a song, rap, or rhyme in order to retell the story. Make sure to include the key details from the beginning, middle, and end.

9. If you were the main character...what would you do differently to solve the problem? Write a paragraph describing the actions YOU would take, and how you think it would work out.

If I were the main character...



Comic Strip

